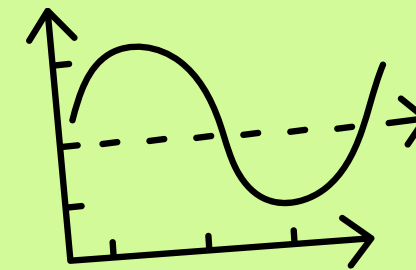




**Digital**

**Storytelling**



# Digital Narrative

Smart-  
phone  
apps

Focus on  
expression of







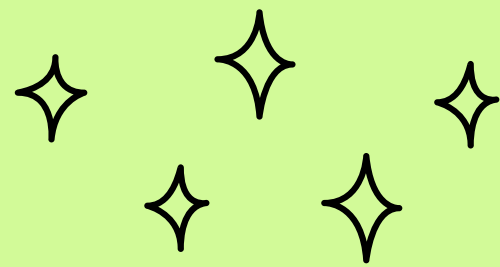
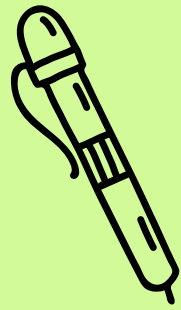
flexible  
method

1

person,  
moment,  
etc.

Length  
1-4  
min.

expressive &  
creative



# 5 Steps

1

Brainstorming

2

Discuss your idea with partner!

3


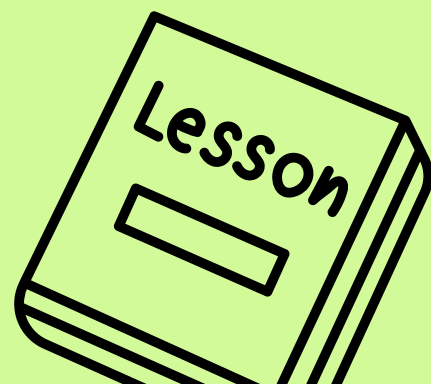



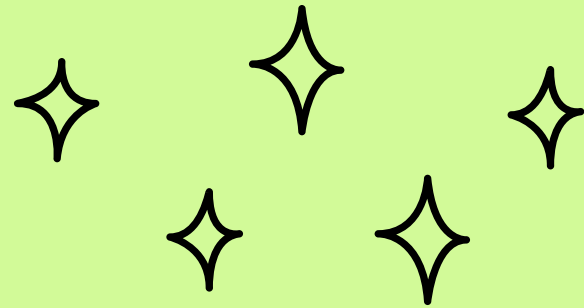
Storyboard

4

Write your script!

5

Find your photos and record!





# BRAINSTORMING


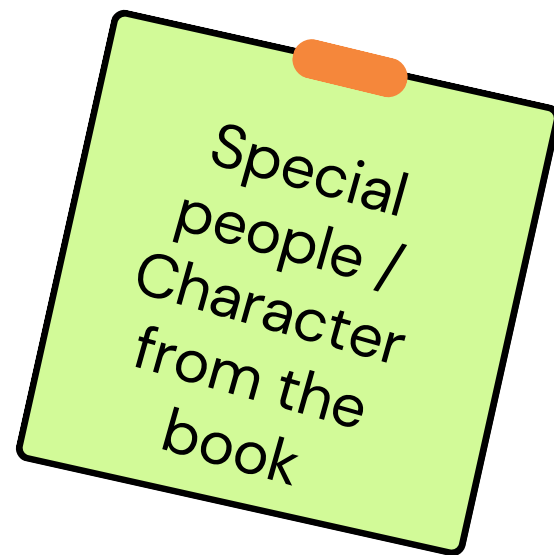
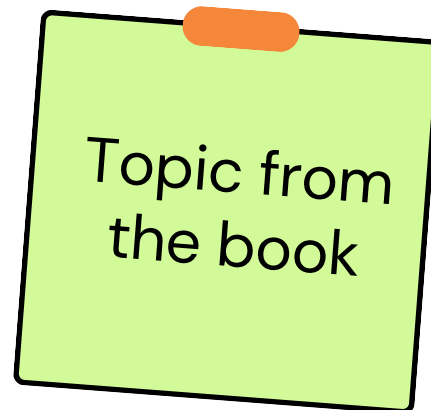
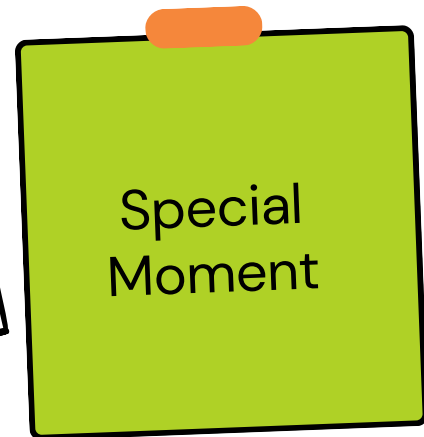

What is your

story about?

Let's begin.

# Brainstorming

- 1 Write down your ideas for your story!


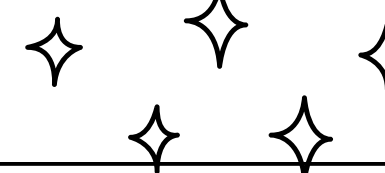


Idea 1

Idea 2

Idea 3

Idea 4





# PARTNER WORK

Share your idea


with your partner!

Take 7 minutes!

# Storyboard

3

Write down your idea for your story in the storyboard!



max. 4 minutes long  
(ca. 250 words)


Make your story exciting!

**NO MUSIC!**  
Your own voice recorded in English!

Choose 5-8 photos or short clips



Storyboard				
	Time	Text	Visuals	Audio
Beginning				
Main				
Ending				





# SCRIPT

Work on it!

Edit your script!

100–250 words!



# Find your Photos & Record

Look through your phone and find the best photos/ videos for your digital story!  
Then start recording!

1

5- 8 photos and/or short videos!

Think about consent!!!

No photos from internet

2

Record your story with any App on your phone:

- Tik-Tok
- Shadow Puppet
- ....



**That's a wrap!**



Thank you for participating!

